

# ASPEnewsletter

Southwestern Ohio Chapter

January 2012 Volume 30 Issue 6

Chapters are not authorized to speak for the Society

**AMERICAN SOCIETY OF  
PLUMBING ENGINEERS  
SOUTHWESTERN OHIO CHAPTER**

5840 Sutters Mill Drive  
Cincinnati, Ohio 45247  
Tel 513-488-6234  
Internet [www.swoaspe.com](http://www.swoaspe.com)

**President**

Brandt Junker, CPD  
[brjunker@yahoo.com](mailto:brjunker@yahoo.com)  
Cell 513-488-6234

**Vice President, Technical**

Al Fike, PE  
[Alfike38@yahoo.com](mailto:Alfike38@yahoo.com)  
Cell 937-602-2898

**Vice President, Legislative**

Ronald K Bartley, PE, CPD, CPI  
KLH Engineers  
[rbartley@klhengrs.com](mailto:rbartley@klhengrs.com)  
Tel 937-220-9700  
Fax 937-220-9702

**Vice President, Membership/  
Affiliate Liaison**

Ronald Cobb, PE, CPD  
SHP Leading Design  
[rcobb@sdp.com](mailto:rcobb@sdp.com)  
Tel 513-381-2112

**Fundraising Chairman**

Jeff Watern, CPD  
Helmig, Lienesch, LLC  
[jwatern@helmigl.com](mailto:jwatern@helmigl.com)  
Tel 937-228-4007

**Treasurer**

Matthew Sciarretti, PE, CPD, LEED-AP  
Heapy Engineering, LLC  
[sciarretti@heapy.com](mailto:sciarretti@heapy.com)  
Tel 937-224-0861  
Fax 937.224.5777

**Administrative Secretary**

Robert McGinnis, CPD  
Heapy Engineering, LLC  
[mmcginnis@heapy.com](mailto:mmcginnis@heapy.com)  
Tel 937-224-0861  
Fax 937-224-5777

**Corresponding Secretary/  
Newsletter Editor**

James N Miller, PE, CPD  
Herndon Engineering Services, Inc  
[jmiller@herndoneng.com](mailto:jmiller@herndoneng.com)  
Tel 513-248-1313  
Fax 513-248-2869

The *ASPEnewsletter* is published by the Southwestern Ohio Chapter of the American Society of Plumbing Engineers (a non-profit organization). Opinions expressed herein are those of the authors and do not necessarily reflect the views of the Southwestern Ohio Chapter, American Society of Plumbing Engineers or the Editor.

## ASPE January Meeting

**Date:** TUESDAY, January 17<sup>th</sup>

**Location:** NIBCO, INC., 2800 Henkle Drive , Lebanon, Ohio. Plant tel. 513 288-0147. See detailed directions at the back of the Newsletter.

**Speaker:** BIM –Engineering thru Coordination/ Modeling (Panel Discussion)

**Cost:** \$15 at the door or \$90/Year Meal Assessment

**Schedule:** 11:30-12:00 PM Lunch  
12:00-12:45 PM Program

**Reservations:** Contact Bob McCain of BSE at [rlmccain@bseltd.biz](mailto:rlmccain@bseltd.biz), (phone) 937-312-0217 or (fax) 937-438-0195 before **MONDAY Jan 16<sup>th</sup>** so that a head count can be established. As always, guests are welcome.

**Bring a potential member and your lunch is ½ off!**

## FUTURE MEETING SCHEDULE

All meetings will be held at NIBCO, Inc., in Lebanon unless noted otherwise

Jan	BIM –Engineering thru Coordination/ Modeling
Feb	Rainwater Reclamation -Bill Hutchinson of BWA South
March	CWW – Fairfield plant tour
April	Christian Moerlein Brewery Tour -Dinner Meeting
May	PreFab Pods & Rack Systems by TP Mechanical w/Tour of TP Mechanical's Fabrication Facility and Mercy Hospital West (under Construction)
June	Dayton Dragons

## From The President...

I hope you all had a Merry Christmas and Happy New Year! The December meeting was a joint venture with the Dayton's Society of Professional Engineers (DSPE) and our ASPE group. There was roughly 25 attendees total. I was unable to attend and Dave Dexter was kind enough to stand in for me. The speaker was David McDonald of "The McDonald Group, LLC". He spoke on saving American Cities.

Our January 17<sup>th</sup> meeting will be a BIM (Building Information Modeling) Panel discussion. We are honored to have Mike Kaiser of Messer Construction, Darryl McClelland of Heapy's Indianapolis office, (thanks Matt Sciarretti) Eric Gleaves of Fosdick & Hilmer (thanks Dave Dexter), Kyle Wattula of Nelson Stark, and Dennis Sweeney of Grote Enterprises. This will be a great meeting for all engineering and contracting companies, whether you're involved with BIM or not. Our goal is to help all companies understand the opportunities and challenges for engineers and contractors as well as the rough investments required. While we may discuss different Cad suppliers, we will not be directly endorsing any. We anticipate this to be a heavily attended meeting. **Please call soon as we have a limited number of seats!**

***I wish you all great health, happiness and employment in 2012!***

**-Brandt Junker, CPD**

## Legislatively speaking...

• As I mentioned last month, there are some additional **changes that apply to the new 2011 Ohio Plumbing Code** that came to my attention. Once again, the changes or areas of increased emphasis are **highlighted** and all text in *italics* is additional commentary. Hitting the high points, we find...

### Section 307 – STRUCTURAL SAFETY

**307.7 Enforcement.** Enforcement of the provisions of this section is the responsibility of the certified building official of the certified municipal, county, or township building department having jurisdiction or the superintendent of the division of industrial compliance.

### Section 314 – CONDENSATE DISPOSAL

**314.3 Enforcement.** Enforcement of the provisions of this section is the responsibility of the certified building official of the certified municipal, county, or

township building department having jurisdiction or the Superintendent of the Division of Industrial Compliance.

*This section (which is too lengthy to include in its entirety) was included in the OPC at the request of contractors so it would not be necessary for them to also reference the Ohio Mechanical Code. As this section is enforced by a certified building department and NOT the plumbing plans examiner/inspector, this is provided to design professionals and contractors for reference only.*

### Section 412 – FLOOR AND TRENCH DRAINS

**412.2 Floor drains.** Floor drains shall have removable strainers. The floor drain shall be constructed so that the drain is capable of being cleaned. Access shall be provided to the drain inlet. **Ready access shall be provided to floor drains.**

*Contained in the Definitions in Chapter 2 is the following:*

**READY ACCESS.** *That which enables a fixture, appliance or equipment to be directly reached without requiring the removal or movement of any panel, door or similar obstruction and without the use of a portable ladder, step stool or similar device.*

*So the new requirement for ready access will create considerable consternation in the Architecture community when it comes to placing floor drains beneath casework or equipment.*

**Exception:** Floor drains serving refrigerated display cases shall be provided with access.

*Think of the refrigerated food sections of a Kroger or Meijer store...that's what this exception is in reference to. And just what is meant by 'access'? Once again, let's go to the Definitions in Chapter 2:*

**ACCESS (TO).** *That which enables a fixture, appliance or equipment to be reached by ready access or by a means that first requires the removal or movement of a panel, door or similar obstruction (see "Ready access").*

### Section 413 – FOOD WASTE GRINDER UNITS

**413.3 Commercial food waste grinder waste outlets.** Commercial food waste grinders shall be connected to a drain not less than **1-1/2** inches in diameter. Commercial food waste grinders shall be connected and trapped separately from any other fixtures or sink compartments.

*This was reduced from 2 inches in the previous OPC.*

### Section 417 – SHOWERS

**417.2 Water supply riser.** Water supply risers from the shower valve to the shower head outlet, whether exposed or concealed, shall be attached to the structure. The attachment to the structure shall be made by the use of support devices designed for use with the specific piping material or by fittings anchored with screws.

**SECTION 504 – SAFETY DEVICES**

**504.6 Requirements for discharge piping.** The discharge piping serving a pressure relief valve, temperature relief valve or combination thereof shall:

5. Discharge to the floor, to the pan serving the water heater or storage tank, to a waste receptor or to the outdoors.

**Section 606 – INSTALLATION OF THE BUILDING WATER DISTRIBUTION SYSTEM**

**606.5.5 Low-pressure cutoff required on booster pumps.** In accordance with rule 3745-95-07 of the Administrative Code, a low-pressure cutoff or a low suction throttling valve shall be installed on all booster pumps in a water pressure booster system to prevent creation of a vacuum or negative pressure on the suction side of the pump when a positive pressure of 10 psi (68.94 kPa) or less occurs on the suction side of the pump while the pump is operating. Enforcement of the referenced rule is the responsibility of the “Ohio Environmental Protection Agency” or the local water purveyor.

*The low-suction cut-out has long been a requirement of NFPA 20 for fire pumps; a similar provision is now contained in the OPC for domestic water booster pumps.*

**Section 608 – PROTECTION OF POTABLE WATER SUPPLY**

**608.8 Identification of nonpotable water.** In buildings where nonpotable water systems are installed, the piping conveying the nonpotable water shall be identified either by color marking or metal tags in accordance with Sections 608.8.1 through 608.8.3. All nonpotable water outlets such as hose connections, open ended pipes, and faucets shall be identified at the point of use for each outlet with the words, “Nonpotable-not safe for drinking.” The words shall be indelibly printed on a tag or sign constructed of corrosion-resistant waterproof material or shall be indelibly printed on the fixture. The letters of the words shall be not less than 0.5 inches in height and color in contrast to the background on which they are applied.

**608.8.2 Color.** The color of the pipe identification shall be discernable and consistent throughout the building. The color purple shall be used to identify reclaimed, rain and gray water distribution systems.

**608.14.1 Outdoor enclosures for backflow prevention devices.** Outdoor enclosures for backflow prevention devices shall comply with ASSE 1060.

*Which means a ‘Hot Box’ or similar enclosure.*

**608.14.2.1 Relief port piping.** The termination of the piping from the relief port or air gap fitting of a backflow preventer shall discharge to an approved indirect waste receptor or to the outdoors where it will not cause damage or create a nuisance.

*What is left unsaid but is being enforced in Ohio is that the ‘approved indirect waste receptor’ must be of sufficient capacity to handle a catastrophic release of water by the BFP.*

**Section 709 – FIXTURE UNITS**

**709.4.1 Clear-water waste receptors.** Where waste receptors such as floor drains, floor sinks and hub drains receive only clear-water waste from display cases, refrigerated display cases, ice bins, coolers and freezers, such receptors shall have a drainage fixture unit value of one-half (DFU value = 0.5).

*This change is offered for use in facilities such as Kroger or Giant Eagle stores where several display cases will have drain outlets and a combination waste and vent system placed beneath them. By using 0.5 DFUs per waste receptor, the size of the waste piping can be kept at something more reasonable.*

*Not included in the OPC is the use of a ‘master trap’ where a single trapped drain is provided at the most downstream point before connecting to a vented main. The State of Ohio is requesting all plans examiners/inspectors to not reject a master trap out of hand. Just remember that this will be at the discretion of the Authority Having Jurisdiction.*

**TABLE 709.1  
DRAINAGE FIXTURE UNITS FOR FIXTURES AND GROUPS**

*Contained in the table are new criteria for determining DFUs and trap sizes for group and multi-spray (home spa) showers. Specifically:*

*Shower (based on the total flow rate through showerheads and body sprays)*

Flow rate:	DFUs/Trap
5.7 gpm or less	2/1-1/2"
Greater than 5.7 gpm to 12.3 gpm	3/2"
Greater than 12.3 gpm to 25.8 gpm	5/3"
Greater than 25.8 gpm to 55.6 gpm	6/4"

**Section 802 – INDIRECT WASTES**

**802.1.4 Swimming pools.** Where wastewater from swimming pools, backwash from filters and water from pool deck drains discharge to the building drainage system, the discharge shall be through an indirect waste pipe by means of an air gap.

*This change will bring the OPC into compliance with the Ohio Department of Health swimming pool rules.*

**802.1.8 Food utensils, dishes, pots and pans sinks.** Sinks used for the washing, rinsing or sanitizing of utensils, dishes, pots, pans or serviceware used in the preparation, serving or eating of food shall discharge indirectly through an air gap or an air break or directly connect to the drainage system.

*This is to bring the OPC into some semblance of agreement with the various FOG rules that exist in Ohio. Remember that in this instance, the health department's and sewer purveyor's rules will trump the requirements of the OPC.*

## **SECTION 909 – WET VENTING**

**909.1 Horizontal wet vent permitted.** Any combination of fixtures within two bathroom groups located on the same floor level is permitted to be vented by a horizontal wet vent. The wet vent shall be considered the vent for the fixtures and shall extend from the connection of the dry vent along the direction of the flow in the drain pipe to the most downstream fixture drain connection to the horizontal branch drain. **Each wet-vented fixture drain shall connect independently to the horizontal wet vent.** Only the fixtures within the bathroom groups shall connect to the wet vented horizontal branch drain. Any additional fixtures shall discharge downstream of the horizontal wet vent.

*Each wet-vented fixture MUST independently connect to the horizontal wet vent. Fixtures cannot be connected together prior to connecting to the wet-vent system.*

## **SECTION 912 – COMBINATION DRAIN AND VENT SYSTEM**

**912.2.2 Connection.** The combination drain and vent system shall be provided with a dry vent connected at any point within the system or the system shall connect to a horizontal drain that is vented in accordance with one of the venting methods specified in this chapter. Combination drain and vent systems connecting to building drains receiving **only** the discharge from a stack or stacks shall be provided with a dry vent. The vent connection to the combination drain and vent pipe shall extend vertically a minimum of 6 inches (152 mm) above the flood level rim of the highest fixture being vented before offsetting horizontally.

*The wording of this paragraph in the 2007 OPC lead to many plans examiners/ inspectors requiring that any combination drain and vent system be provided with a dry vent when connecting to any horizontal drain receiving waste from a stack (regardless if any other properly vented plumbing fixtures also*

*discharged into this drain). By adding the word 'only' the confusion has been remedied.*

**1002.1 Fixture traps.** Each plumbing fixture shall be separately trapped by a **liquid seal** trap, except as otherwise permitted by this code. The vertical distance from the fixture outlet to the trap weir shall not exceed 24 inches (610 mm), and the horizontal distance shall not exceed 30 inches (610 mm) measured from the centerline of the fixture outlet to the centerline of the inlet of the trap. The height of a clothes washer standpipe above a trap shall conform to Section 802.4. A fixture shall not be double trapped.

**1002.4 Trap seals.** Each fixture trap shall have a **liquid seal** of not less than 2 inches (51 mm) and not more than 4 inches (102 mm), or deeper for special designs relating to accessible fixtures. Where a trap seal is subject to loss by evaporation, a trap seal primer valve shall be installed. Trap seal primer valves shall connect to the trap at a point above the level of the trap seal. A trap seal primer valve shall conform to ASSE 1018 or ASSE 1044.

*By stating 'liquid' instead of 'water' seal trap, waterless urinals are brought into compliance with the OPC.*

**Exception:** Where a fixture trap is supplied with water on a regular basis, a trap seal primer valve shall not be required.

• **The final contracting documents for the General Contract (Single Prime) delivery method have now been posted** to the State Architect's Office website at <http://ohio.gov/sao> (click on Standard Requirements and scroll down to the General Contracting section).

In addition, drafts of the proposed Construction Manager at Risk (CMR) contract documents are now posted to the Ohio Construction Reform (OCR) website at <http://ocr.ohio.gov> (click on Documents). The deadline for comments for the CMR documents is January 13, 2012.

Additional contract documents will be posted as they become available. The State Architect's Office encourage and welcome you to review the information on the website and provide comments or questions via the Contact Us page. They also encourage you to check the OCR website at <http://ocr.ohio.gov> on a regular basis for new information or revisions to previously posted documents.

• **There is a new venting requirement in commercial kitchen applications in Kentucky.** If you go to the proper website for the Kentucky Plumbing Code, you will find a sketch detailing the venting arrangement for a three-compartment sink with an adjacent FOG interceptor. Vents are taken from the fixture drain, flow control fitting and the

interceptor outlet. These vents are tied together and either connected to the sanitary vent system or taken directly through the roof.

However, a change being enforced by the Kentucky Department of Health stipulates that when a commercial kitchen does not include a dedicated prep sink, the vents from the three-compartment sink fixture drain and flow control fitting must connect together and be **independently routed through the roof**. The vent from the outlet can connect to the sanitary vent system as before.

This ruling does lead to a question:

If the original venting method works for a three-compartment sink when a dedicated prep sink is present, why doesn't it work when the three-compartment sink also performs prep sink duty? It is the same piece of equipment connecting to the same drainage system. And even when a prep sink is present, it is difficult to accept the premise that no food prep activities will take place at the three-compartment sink.

- In a memo from Ralph Reeb, Plumbing Chief, Ohio Department of Commerce, Division of Industrial Compliance, effective January 4, 2012, The State of Ohio will **continue to recognize Medical Gas installation, inspection and verification under the NFPA 99 2005 Edition**, as reference in Chapter 13 of the 2011 Ohio Plumbing Code.

Although NFPA 99, 2012 Edition, is available the State of Ohio **has not** adopted this version.

The adoption of NFPA 99 - 2012 may happen in the next code cycle.

- A new product being rep'd in our area is the **Cool Drain Flow**, a device that allows potable water to temper the temperature of drainage water prior to its being introduced into the sanitary waste system. While the manufacturer's literature states the device can be provided with a double check valve, be advised that the Plumbing Unit of the Ohio Department of Industrial Compliance specifically requires an ASSE 1024 backflow preventer be provided per OPC 608. The double check valve is not considered to be acceptable backflow protection.

- Be advised that there are some municipalities in Ohio (the City of Wooster comes to mind) in which the **installation of food disposals in commercial projects is prohibited**. It seems that the discharges from disposals in these applications are creating issues within the public sewers. Also be aware that installing a disposal with a solids interceptor provided downstream is not an acceptable alternative in this matter.

*-Ronald K Bartley, PE, CPD, CPI*

## Through the pipes...

- In case you missed the memo, effective January 1, 2012, StreamKey is **no longer the representative for Aquatherm Pipe, Froet Drains or Symmons** in their marketing territory.

- Next month, the Dayton Society of Professional Engineers will conduct the **2012 Dayton Regional MATHCOUNTS competition**. Junior High students will engage in a one-day competition of mathematic problem solving, with the winners advancing to State competition in March. And once again, warm bodies are needed to proctor, score and deliver competition materials. Don't worry if your math skills are a bit rusty; the kids are the ones taking a turn in the barrel! So let's get on to this month's puzzler...

## Football – The Problems

For the 2009 season, the minimum starting annual salary for rookies in the NFL was \$295,000. The minimum annual salary was \$370,000 for second year players and \$445,000 for third year players. For a player earning the minimum salary for their experience, what is the positive difference between the percent increase the \$75,000 represents from the first to second year and the percent increase the \$75,000 represents from the second to third year? Express your answer as a decimal to the nearest tenth.

---

There are 32 teams in the NFL. Sixteen of the teams are in the American Football Conference (AFC) and the other 16 teams are in the National Football Conference (NFC). At the beginning of the season, Julia tried to predict the teams that would be in each conference's championship by randomly drawing 4 teams (2 AFC teams and 2 NFC teams) from a hat. What is the probability that the 4 teams she selected are the same four teams that will be in the conferences' championships? Express your answer as a common fraction.

---

In football, teams can score 6 points with a touchdown, 3 points with a field goal or 2 points with a safety. Additionally, after a touchdown, teams can score 1 bonus point with a field goal kick or 2 bonus points with a 2-point conversion. The final score of a particular football game was 13 to 11. If every touchdown is followed with a successful bonus point attempt (1 or 2 points), how many different scoring combinations could have resulted in the losing team's 11 points?

During the holiday season, we took a look at some probabilities surrounding gift giving. Check your answers against the solutions:

## Present Probability: Gift Giving and the Holidays - The Solutions

This is actually very easy. Since there were 12 names in the hat initially, everybody has a 1/12 chance of picking a particular name. Hence, the probability is 1/12 that any person will choose his/her own name.

---

If that explanation is a little too simple and doesn't sit well with you, here's a more 'mathy' rationale. Let's say the names are A, B, C...L. When the first person chooses a name, there are 12 names s/he could choose. There are then 11 names for the second person to choose. And so on. In total, there are  $12 \times 11 \times 10 \times \dots \times 1 = 12!$  ways for the names to be chosen. Using similar logic, if your name is to be left for last, then the first person can only choose any of 11 names (s/he can't choose your name), 10 ways for the second person to choose a name, and so on. Hence, there are  $11 \times 10 \times 9 \times \dots \times 1 = 11!$  ways for the names to be chosen so that your name is left for last. That means that the probability of selecting last and choosing your own name is the number of ways of choosing names so that yours is last, divided by the total number of ways of choosing a name, which is  $11! / 12! = 1/12$ . (Well, would you look at that? The answers check!)

---

Since it'll help to establish a pattern for the next question, let's also consider this with 2-person and 3-person gift exchanges. With a two-person gift exchange, it's pretty easy to see, either both people get the right name, or they both get the wrong name. Hence, the probability is 1/2 that neither will choose their own name.

With three people, it's a little more difficult. Let's call the people A, B and C. The names can be chosen in six different ways: ABC, ACB, BAC, BCA, CAB and CBA. Now, let's assume that the first letter in an arrangement was chosen by A, the second by B and the third by C. For example, if the arrangement is ABC, each person would have chosen their own name. Of the six arrangements listed, ABC, ACB, BAC and CBA all have at least one person selecting their own name. Hence, only two of the six arrangements will result in no one choosing their own name, so the probability is 1/3.

So, now to the four-person case. There are 24 possible arrangements of the names:

**ABCD BACD CABD DABC**  
**ABDC BADC CADB DACB**  
**ACBD BCAD CBAD DBAC**  
**ACDB BCDA CBDA DBCA**  
**ADBC BDAC CDAB DCAB**  
**ADCB BDCA CDBA DCBA**

Those listed above in bold will have at least one person select their own name, and there are 15 of those arrangements. Hence, there are 9 arrangements in which no person will select their own

name, so the probability that no one selects their own name is  $9/24 = 3/8$ .

---

\* For three people, there is a 2 out of 6, or 1/3, probability that no one draws her own name.

\* For four people, as we found, there is a 9 out of 24, or 3/8, probability that no one draws her own name.

\* For n people, there is an  $(n - 1) / 2n$  probability that no one draws her own name.

Let's say that there are n people: A, B, C, and so on. If A is put in the first position, all possibilities fail no matter how the other n - 1 people are arranged. If B is in the first position, however, only 1/2 of the (n - 1)! arrangements with B first fail. Similarly, if C, D, E, and so on, are in the first position, only 1/2 of the (n - 1)! arrangements fail in each of those situations, too. There are (n - 1) people, other than A, who can be put in the first position; hence, there are  $(n - 1) \times (1/2 ((n - 1)!))$  successful arrangements. In total, there are n! possible arrangements of n people. The probability, then, is  $(n - 1) \times (1/2 ((n - 1)!)) / n! = (n - 1) / 2n$ .

## Other voices...

As a (design professional), how many times have you been contacted by a client wanting you to respond to the "requests" or "recommendations" of a local code official? Please do not rush into the job without first knowing what the law, code or standard actually requires. You may get the job but you could soon lose a client forever.

The authority chain for regulation compliance is as follows: law – code – standard. If the law (Ohio Revised Code) "speaks" to a situation, then it prevails or takes precedence over the code (Ohio Building Code, Ohio Plumbing Code, Ohio Mechanical Code or Ohio Fire Code) or standard (example - NFPA 72 – National Electrical Code). If the law is silent and the code "speaks," then the code takes precedence over the standard. If both the law and the code are silent, then the standard controls.

Don't mistakenly believe that complying with the standard automatically satisfies the requirements of the law or code.

Now, back to the real subject at hand. Most code officials know of the above-mentioned authority chain for compliance and enforcement to establish a safe building in Ohio. However, there are occasions when a code official *wants* more than what is required and issues a letter of recommendation without making law, code or standard references. (or makes references to regulation that does not apply.) These recommendations can be called "nice, but not necessary." The code official can not lawfully enforce a "nicety."

As an aside, the inspector's task in the field is to verify that what is shown on the approved plans gets constructed. If the inspector finds that, in his or her view, additional or different materials or equipment are needed in the field, his or her obligation is to clear the changes with the building official (the person in charge of the code office). This may require a resubmission of revised drawings for approval. Then the discussion begins as to who pays for what change. Or, does errors and omissions insurance play a part in this issue?

So, as a (design professional), before responding to a client's letter or order issued by a code official, it is imperative that the letter or order make specific reference to the appropriate law, code or standard. In other words, only deal with "necessary" **regulations** not the "nice" recommendations.

Oh yes, and watch for the inspector who does not stick to the plans while in the field.

**- Bruce Larcomb, PE, PS**  
**President, Ohio Society of Professional Engineers**

## Parting thought...

The more [difficulties](#) one has to encounter, within and without, the more significant and the higher in inspiration his life will be.

**- Horace Bushnell**



©2011 Sloan Valve, Inc. All rights reserved.

## Any Application. Any Environment.™

Basys™ offers a truly innovative platform of modular electronic sensor faucets for a broad range of commercial applications. Backed by a century of experience and grounded in proven Sloan technologies, the platform delivers revolutionary efficiencies in service and maintenance. With five body types, multiple power harvesting options, and advanced programmability and user controls, Basys provides the ultimate experience for users and plumbers alike.



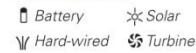
Build a Basys online:  
[sloanvalve.com/basys](http://sloanvalve.com/basys)



Crowns:



Power Options:



**BBN SALES Inc.**  
**513-681-9999**

**SLOAN.**

▶ What do the Beach Boys, Mickey Mouse, and T&S low-lead faucets have in common?



▶ They all got their start in California, and they all swept the nation. Although California led the way with the AB1953 legislation mandating low-lead faucets, it's only a matter of time until they are required in all states. And T&S is ready — all of our faucets are low-lead compliant and are available across the country. And, as always, T&S faucets are as rugged and reliable as they come, and meet the requirements of the Buy America Act. Contact your sales rep for more information.

Mickey Mouse® and the Beach Boys® are trademarks of Disney Enterprises, Inc. and Brothers Records, Inc., respectively, and T&S Brass has no affiliation with either such entity.




contributing to LEED certification



**RELIABILITY BUILT IN™**  
www.tsbrass.com • 800.476.4103

T&S plumbing products represented in Southwestern Ohio by:  
Midwest Spec - 800-755-7732



## THE NEW SPEAKMAN T/P VALVE 1.5 IS HERE


NO MORE EASY LEGAL SETTLEMENTS FOR HOSPITAL AND HOTEL SCALDING & FALLING PERSONAL INJURY LAWSUITS

## DEFEND YOURSELF

Specify the new **SPEAKMAN T/P VALVE 1.5** for maximum protection

**SPEAKMAN®**  
*Absolutely the best.*

CERTIFIED TO 1.5 GALLONS PER MINUTE  
Call 800-537-2107 to learn more or visit us at [www.speakmancompany.com](http://www.speakmancompany.com)



**...THE LAW FIRM OF ROBBEM, CHEATEM, AND BLINDEM IS DOWN IN THE DUMPS... WHY?**

**DISNEY MCLANE & ASSOCIATES**

428 McGregor Avenue  
Cincinnati, OH 45206  
P: 800-542-1682

# Lifetime Guaranteed Chemical Waste Tanks

Guess you could say we pass the acid test.



## Treatment & Containment Tanks

- From 2 thru 2,000 gallons
- Polyethylene or polypropylene
- Above and below grade designs
- Single or double wall construction

## Monitoring & Treatment Systems

Whether you are looking to monitor and record your facility's pH levels, actively treat pH levels, or design a multi-phase system for separating greases, oils and sediments and then treat pH, Schier Products can consult, design and manufacture your system. Schier's state-of-the-art EVR analyzer panel is a color LCD paperless recorder with up to 2 years of information storage, is Ethernet ready, and can control multiple inputs and outputs simultaneously.



**Call us for a quote today!**

Catalog available in print or online



grease interceptors



oil separators



solids interceptors



chemical waste tanks



stainless steel drains

1-800-827-7119 • [www.schierproducts.com](http://www.schierproducts.com) • Made in the USA



**Your Schier Products representative  
for Southern Ohio & Kentucky:**

**StreamKey**

10515 Reading Rd | Cincinnati, OH 45241

(T) 513-792-1221 | (F) 513-792-1223

[www.streamkey.com](http://www.streamkey.com)



Manufacturer's Representative  
of quality plumbing products  
since 1956



AQUARIUS™







Visit us at [WWW.BWASOUTH.COM](http://WWW.BWASOUTH.COM)

**January/February 2012**





Sunday	Monday	Tuesday	Wednesday	Thursday	Friday	Saturday
8	9	10	11	12 Start the year right...make your reservations!	13	14
15	16 MLK Day	17 SWO ASPE Chapter Meeting	18	19	20	21
22	23	24	25	26	27	28
29	30	31	1	2 Groundhog Day	3	4
5	6	7	8	9	10	11

## Directions to Nibco









### From Cincinnati and the South:

-  Take I-71 North
-  Take exit number 28 and merge onto OH-48 N/US-42 Bypass W toward Lebanon
-  Turn left at Fujitec Dr/Township Rd 16 (The first traffic light)
-  Take the 1st right onto Henkle Dr (Destination will be on the right)

### From Columbus and the North:

-  Take I-71 South
-  Take exit number 28 and turn left onto OH-48 N/US-42 Bypass W toward Lebanon
-  Turn left at Fujitec Dr/Township Rd 16 (The first traffic light)
-  Take the 1st right onto Henkle Dr (We will be on the right)

### From Franklin, OH and the West (i.e. Elkhart, IN):

-  From I-75 North or South, take exit 36 for OH-123 toward Franklin/Lebanon
-  Turn left at Franklin Landing/Franklin Lebanon Rd/OH-123 S and follow OH-123 S
-  Turn left at OH-122 E/OH-123 S and follow OH-122 E
-  Turn right at OH-48 S
-  Turn left at Miller Rd
-  Continue onto OH-48 S/US-42 Bypass E
-  Turn right at Fujitec Dr/Township Rd 16 (If you reach I-71, you went too far)
-  Take the 1st right onto Henkle Dr (We will be on the right)